

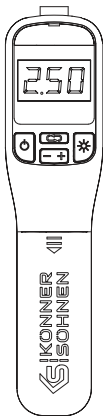
**Please, read this manual  
carefully before use!**

**Owner's Manual**



## **Car air compressor**

**KS PCL-10**





Thank you for your purchase of **Könner & Söhnen®** products. This manual contains a brief description of safety, use and debugging. More information can be found on the official manufacturer's website in the support section: **[konner-sohnen.com/manuals](http://konner-sohnen.com/manuals)**

You can also go to the support section and download the manual by scanning the QR code, or on the website of the official importer of Könner & Söhnen® products: **[www.konner-sohnen.com](http://www.konner-sohnen.com)**



*Please, read this manual carefully before use!*

Manufacturer reserves the right to make alterations into the product, which may not be reflected in this manual. Pictures and photos of the product may vary from its actual appearance. At the end of this manual, You may find contact information which you are free to use in case of any issues occurrence.

All data, specified in this operation manual is the most up to date for the moment of its publishing. The current list of service centers you can find at the website of official importer: **[www.konner-sohnen.com](http://www.konner-sohnen.com)** (for Europe), **[uk.konner-sohnen.com](http://uk.konner-sohnen.com)** (for the UK), **[www.konner-sohnen.com/en-us](http://www.konner-sohnen.com/en-us)** (for the USA).



**ATTENTION - DANGER!** Failure to follow the recommendations marked with this sign may lead to serious injury of the operator or third parties.



**IMPORTANT!** Useful information while operating the machine.

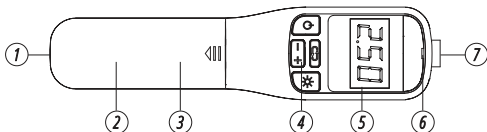
1. Read the operating instructions carefully before using the device.
2. Keep children and animals away from the working area of the device.
3. Avoid using the device near explosive substances, flammable gases, or in dusty environments.
4. Avoid overheating the device, smoking near the device, and exposing the device to extreme moisture; keep the device away from open flames and never immerse it in water.
5. The device must not be stored at temperatures exceeding 60 °C.

6. Never do anything that may cause mechanical damage to the device.

7. Do not disassemble or transform the product without authorization.

## MAIN OVERVIEW

2



1. Charging port

2. Nozzle compartment cover

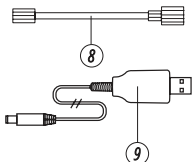
3. Cover for nozzles

4. Control buttons

5. LED display

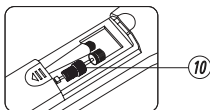
6. LED light

7. Air hose port



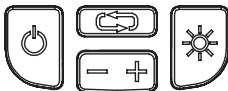
### THE PACKAGE INCLUDES:

- Car air compressor
- Storage bag
- 8. Air hose
- 9. USB Type -C
- 10. Nozzles for inflating











**IMPORTANT!** Manufacturer reserves the right to make changes and/or improvements in design, components set and technical attributes without notice and without incurring obligation. The pictures in this manual are schematical and may not match the parameters of original product.

Model	KS PCL-10
Battery	2*2000 mAh
Voltage	7.4 V
Power	40 W
Approximate working time (depending on load)	20 min.
Charging voltage	5V/1A
Max pressure	150 Psi
Speed	15 l/min
LED light	+
Automatic shutdown	+
Dimensions (LxWxH)	560×90×90 mm
Gross weight	0.6 kg



1. Long press (2 sec) the switch button "⏻" and the screen will turn on. If no operation is performed after switching the air compressor, it switch to hibernation mode in a 1.5 min.
2. In hibernation mode, tap SWITCH button "⏻" to light up the screen if you want to start working. If you need to power off the product - hold switch button for 3 sec. Product shuts down after being 10 sec in hibernation mode.

3. By pressing this sign "" choose the mode. The mode sequence is car mode, motorcycle mode and sport equipment inflation mode, with a default values 2.5Bar, 45 PSI, 60 PSI and 8 PSI respectively. To switch the unit press button "" for 2 sec and choose te unit: PSI, BAR, Kpa, kg/cm2. Stop the operation to confirm selected mode.
4. Press " + " or " - " to set desired pressure. Air compressor has memory function and will automatically use value which was set before.
5. After setting all values, press "" SWITCH button and air compressor will start working. To stop inflating , press Switch button again "".
6. When the product is working, press " + " or " - " or "", the air compressor will not stop working. Touch "" to stop working immediately. Touch "" and continue working until the air pressure reaches the set point.
7. Flashlight has 3 modes. Press "" to turn on flashlight, press again to choose the mode or to turn off the flashlight.

## WARRANTY SERVICE TERMS

## 5

The international manufacturer warranty is 1 year. The warranty period starts from the date of purchase. In cases when warranty period is longer than 1 year according to local legislation please contact your local dealer. The Seller which sells the product is responsible for granting the warranty. Please contact the Seller for warranty. Within the warranty period, if the product fails because of defects in the production process, it will be exchanged on the same product or repaired.

All faults caused by the manufacturer during the warranty period will be eliminated free of charge. Warranty repair is carried out only if you have a fully completed warranty card, the Buyer's signature of acceptance of the warranty terms, as well as a document supporting the purchase (cash receipt, sales slip or invoice). In the absence thereof, as well as in the event of errors or corrections not authenticated by the seller's seal or illegible inscriptions in the warranty card or tear-off coupon, no warranty repair is carried out, no objections to quality are accepted and the warranty card is withdrawn by the service center as invalid. The device is accepted for repair clean and full.



## EC Declaration of Conformity

Nr. 161

The following products have been tested by us with the listed standards and found in compliance with the European Community Electromagnetic compatibility Directive (EMC) 2014/30/EC.

Manufacturer: DIMAX INTERNATIONAL GmbH  
Address: Flinger Broich 203, 40235 Duesseldorf, Germany  
Product: Air compressor "Könner & Söhnen"  
Type / Model: KS PCL-10

The statement is based on a single evaluation of above mentioned products. It does not imply an assessment of the whole production and does not permit the use of the test lab. logo. The manufacturer should ensure that all product in series production are in conformity with the product sample detailed in this report. The applicant should hold the whole technical report at disposal of the competent all the right.

Applied EC Directives: 2014/30/EU Electromagnetic compatibility Directive (EMC)

Applied Standards: EN IEC 55014-1:2021  
EN IEC 61000-3-2:2019+A1:2021  
EN61000-3-3:2013+A1:2019+A2:2021  
EN IEC 55015-2:2021



23

**Issued Date:** 2023-08-10  
**Place of issue:** Duesseldorf  
**General director:** Fomin P.

*P. Fomin*

DIMAX  
International  
GmbH  
Bismarck-Platz 102 40225 DUISBURG  
Umsatzsteuer-Identifikationsnummer: DE275623234

We DIMAX INTERNATIONAL GmbH hereby declare that specified above conforms covering European Parliament and Council Directives, Electromagnetic compatibility Directive (EMC) 2014/30/EC of 26 February 2014. The CE mark above can be used under the responsibility of manufacturer. After completion of an EC declaration of Conformity and compliance with all relevant EC directives.

## CONTACTS

### Deutschland:

DIMAX International  
GmbH Flinger Broich  
203 -FortunaPark- 40235  
Düsseldorf, Deutschland  
[www.koenner-soehnen.com](http://www.koenner-soehnen.com)

### Ihre Bestellungen

[orders@dimaxgroup.de](mailto:orders@dimaxgroup.de)

**Kundendienst, technische  
Fragen und Unterstützung**  
[support@dimaxgroup.de](mailto:support@dimaxgroup.de)

### Garantie, Reparatur und Service

[service@dimaxgroup.de](mailto:service@dimaxgroup.de)

### Sonstiges

[info@dimaxgroup.de](mailto:info@dimaxgroup.de)

---

### Polska:

DIMAX International  
Poland Sp.z o.o.  
Polen, Warczawska, 306B  
05-082 Stare Babice,  
[info.pl@dimaxgroup.de](mailto:info.pl@dimaxgroup.de)

---

### Україна:

ТОВ «Техно Трейд КС»,  
вул. Електротехнічна 47,  
02222, м. Київ, Україна  
[sales@ks-power.com.ua](mailto:sales@ks-power.com.ua)